

CIVILIAN VICTIMS
BY ANTIPERSONNEL MINES (AP) AND UNEXPLODED ORDNANCE (UXO)
JANUARY – JUNE 2008

PRELIMINARY REPORT
ASSISTANCE TO VICTIMS GROUP
JULY 28TH, 2008

Victims of violence represent the true tragedy within the world's armed conflicts. In Colombia, as a consequence of armed violence, an average of three (3) people per day become part of the group of citizens who have suffered injuries as a consequence of an Antipersonnel Mine (AP) or Unexploded Ordnance (UXO) accident.

Through the preliminary diagnosis contained here, the general outlook of AP and UXO victims registered in the first semester of the current year is displayed. This diagnosis represents the main foundation for the Presidential Program for Comprehensive Action against Antipersonnel Mines (PAICMA – for its Spanish acronym); within its function of coordinating and guiding the actions undertaken by the country in Integral Victims' Assistance matters.

The information in which this report has been based was obtained through a direct contact with the victims from the Program; information rendered by some local and departmental authorities; the establishment of alliances with nongovernmental organizations and international organizations that work in the victims assistance subject; strategic information cross-reference with the Presidential Agency for Social Action and International Cooperation – Social Action (Acción Social), and the Ministry of Social Protection through the Solidarity and Guarantee Fund (Fondo de Solidaridad y Garantía – FOSYGA).

Notwithstanding the above, some difficulties in gathering information still remain given the difficulty to access zones where the accidents occur; fear of victims to identify themselves as such; the lack of knowledge of the population that inhabits the further regions of the country of their rights; the non-inclusion of the accident by AP and UXO variable in the epidemiologic system that the Health Services Institutions (IPS – for its Spanish acronym) report to the Social Protection Ministry; the displacement condition generated in many of the victims after the accident has occurred and the urgent need for the unification of the information gathering variables among all public and private entities which work in this subject.

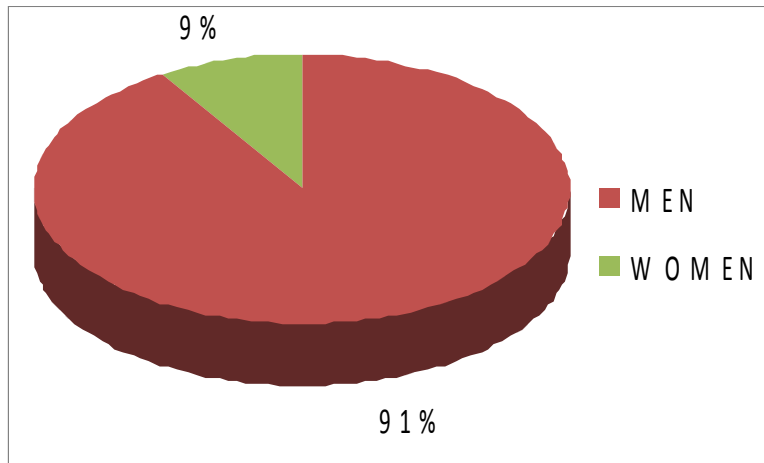
This diagnosis is comprised of two sections; the first one contains the civilian victims' municipal frequency map of the mentioned period. The second map shows the comparative municipal variation between the victims' frequency of the first semester of 2007 and the first semester of 2008, which shows a meaningful change in the affected municipalities between the two years.

Subsequently, we have the statistical data according to the characteristics of gender, age, type of affection and occupation of the victims, which evidence the vulnerability tendencies of the civilian population, as is the case of the eradicators.

The systematized information ratifies the commitment by the PAICMA to follow up and monitor the state of attention of the AP and UXO civilian victims, in a continuous effort to achieve a guarantee by the Colombian State of the fulfilment of their rights and the protection of the same, contained in the Political Constitution within the framework of a Social State Subject to the Rule of Law.

CHART 1

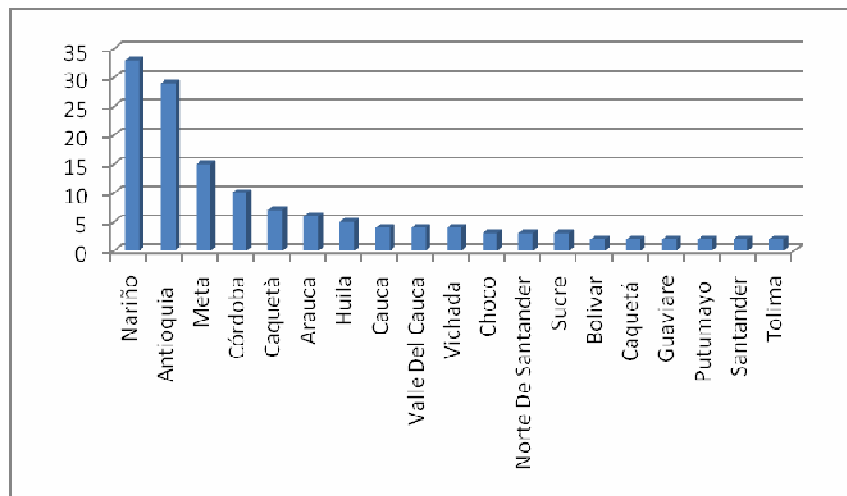
PERCENTAGE OF VICTIMS BY GENDER



Source: Presidential Program for Comprehensive Action against Antipersonnel Mines
Total victims: 139

CHART 2

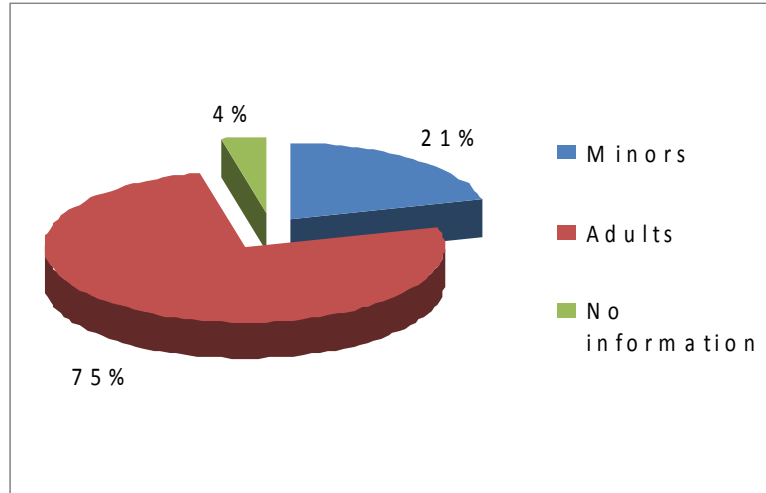
TOTAL VICTIMS BY DEPARTMENT



Source: Presidential Program for Comprehensive Action against Antipersonnel Mines
Total victims: 139

CHART 3

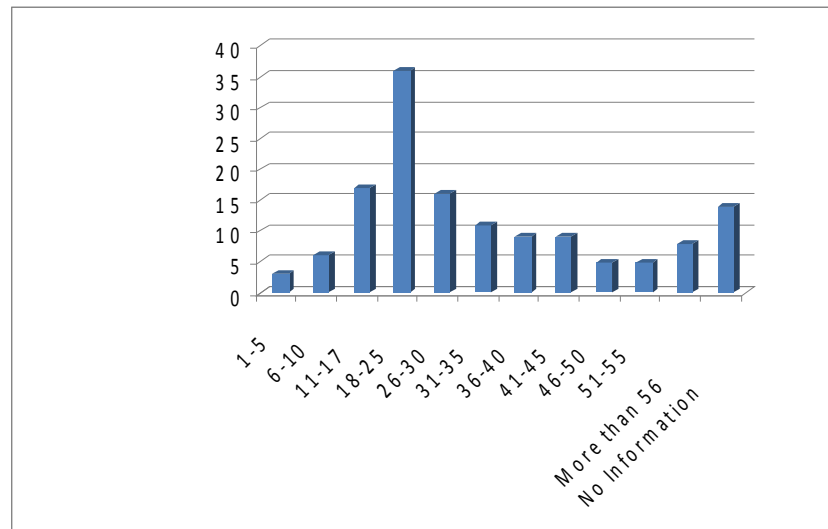
PERCENTAGE OF VICTIMS BY AGE



Source: Presidential Program for Comprehensive Action against Antipersonnel Mines
Total victims: 139

CHART 4

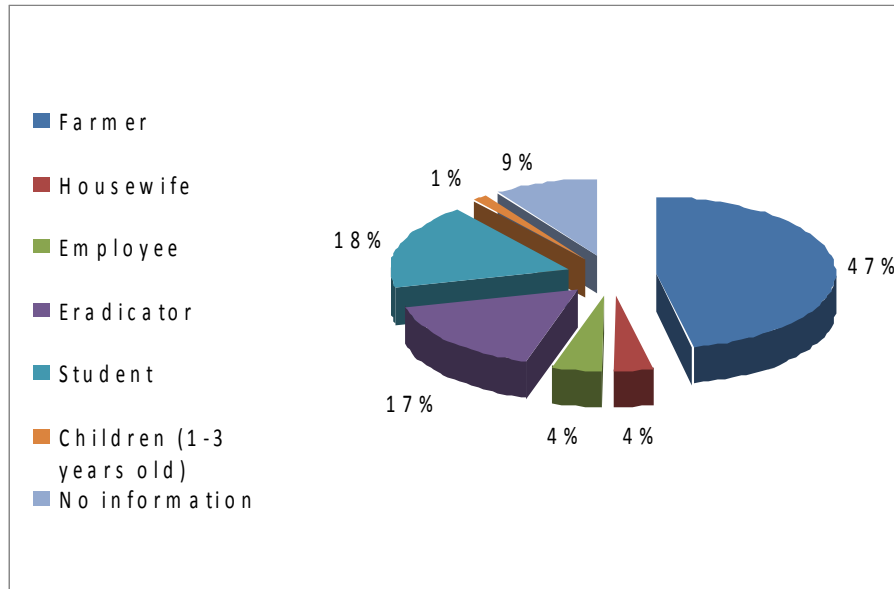
TOTAL VICTIMS BY AGE



Source: Presidential Program for Comprehensive Action against Antipersonnel Mines
Total victims: 139

CHART 5

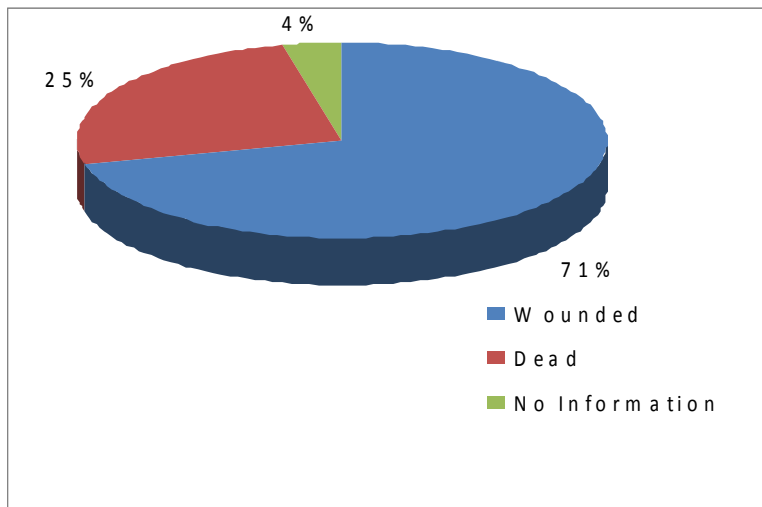
TOTAL VICTIMS BY OCCUPATION



Source: Presidential Program for Comprehensive Action against Antipersonnel Mines
Total victims: 139

CHART 6

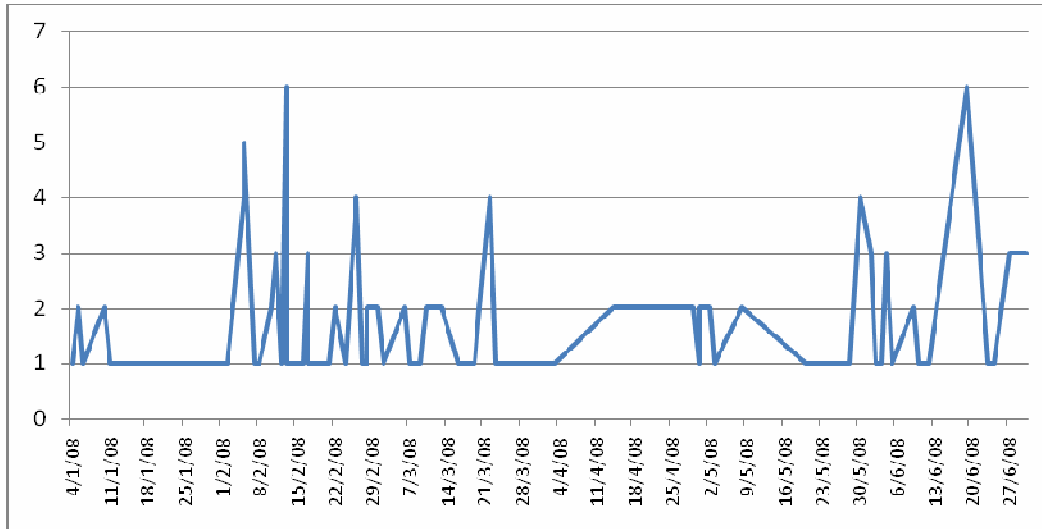
TOTAL VICTIMS BY STATE



Source: Presidential Program for Comprehensive Action against Antipersonnel Mines
Total victims: 139

CHART 7

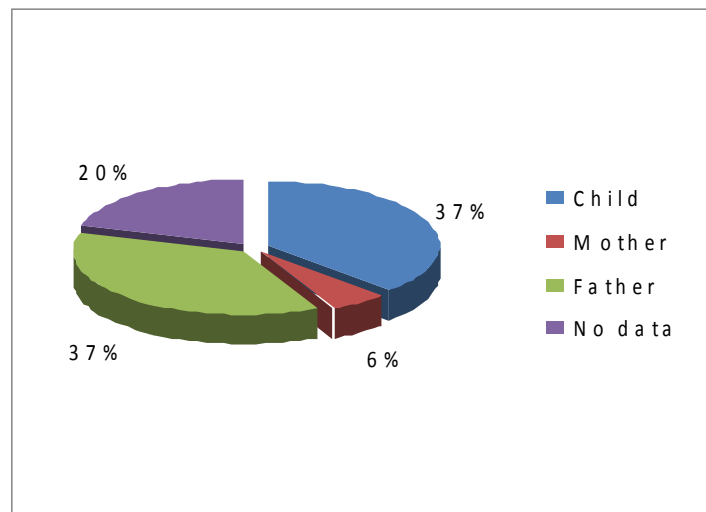
TENDENCY OF EVENTS WITH VICTIMS AFFECTATION DURING THE YEARS FIRST SEMESTER



Source: Presidential Program for Comprehensive Action against Antipersonnel Mines
Total victims: 139

CHART 8

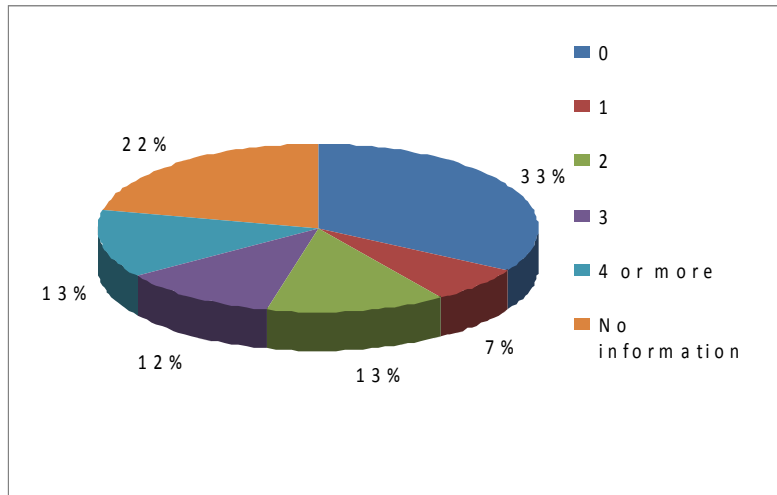
TOTAL VICTIMS BY FAMILY MEMBER



Source: Presidential Program for Comprehensive Action against Antipersonnel Mines
Total victims: 139

CHART 9

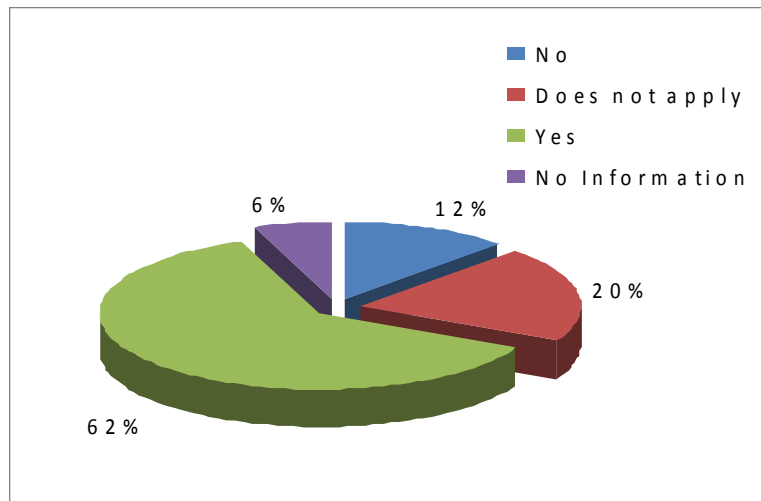
PERCENTAGE OF VICTIMS BY PERSONS IN CHARGE



Source: Presidential Program for Comprehensive Action against Antipersonnel Mines
Total victims: 139

CHART 10

PERCENTAGE OF VICTIMS THAT ACCESSED FOSYGA

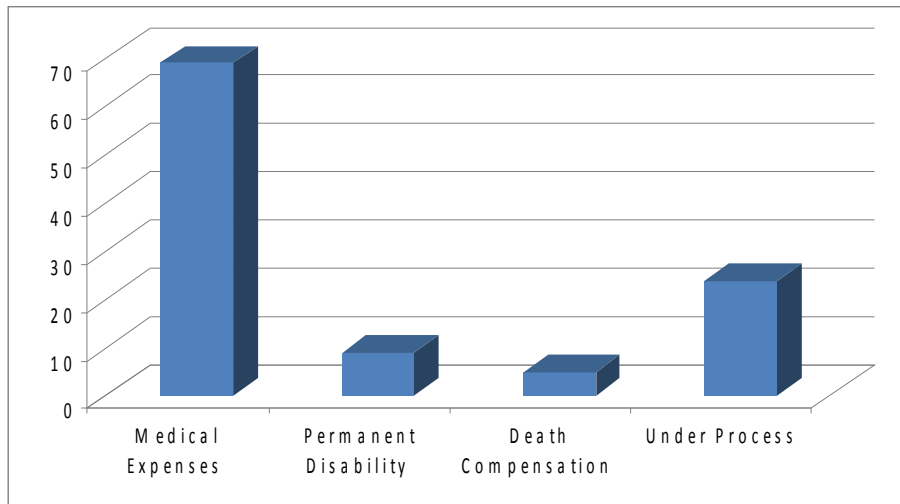


Source: Presidential Program for Comprehensive Action against Antipersonnel Mines
Total victims: 139

The 20% portion from “Does not apply” refers to the victims who were affiliated to the contributions regime

CHART 11

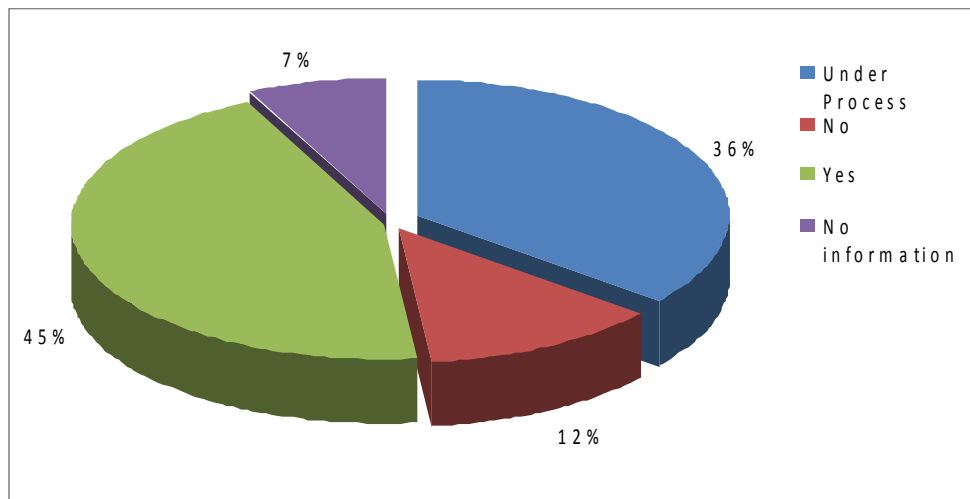
ACCESS TO FOSYGA PER TYPE OF CLAIM



Source: Presidential Program for Comprehensive Action against Antipersonnel Mines
Total victims that accessed FOSYGA: 87

CHART 12

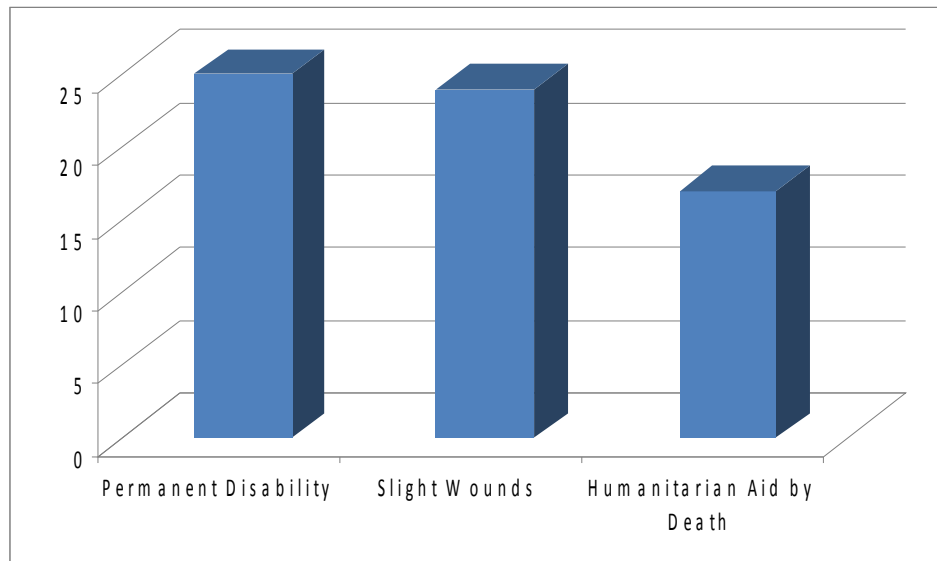
PERCENTAGE OF VICTIMS THAT ACCESSED TO HUMANITARIAN AID – SOCIAL ACTION



Source: Presidential Program for Comprehensive Action against Antipersonnel Mines
Total victims: 139

CHART 13

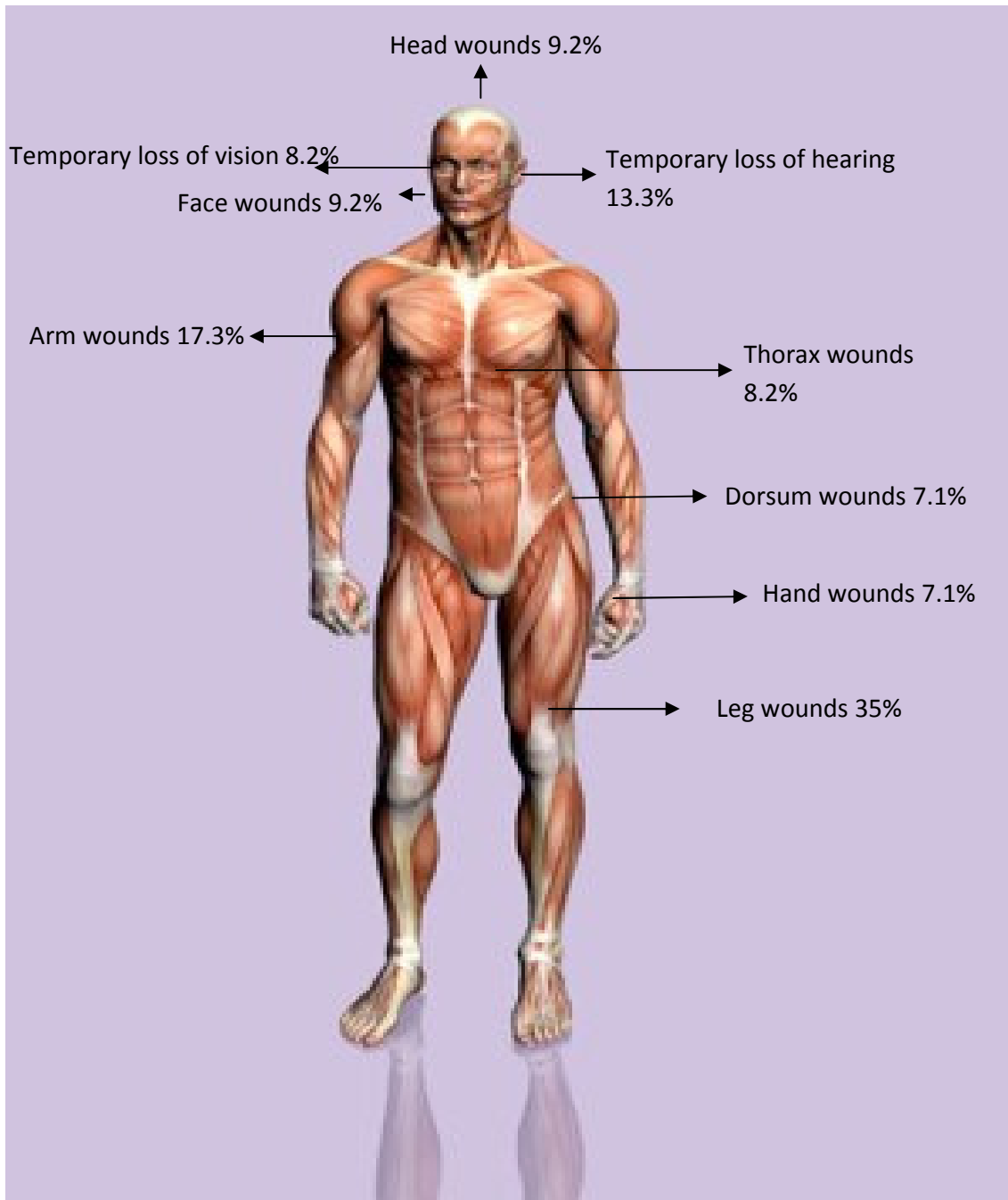
ACCESS TO SOCIAL ACTION PER TYPE OF CLAIM



Source: Presidential Program for Comprehensive Action against Antipersonnel Mines
Total victims who accessed to Social Action: 66

CHART 14

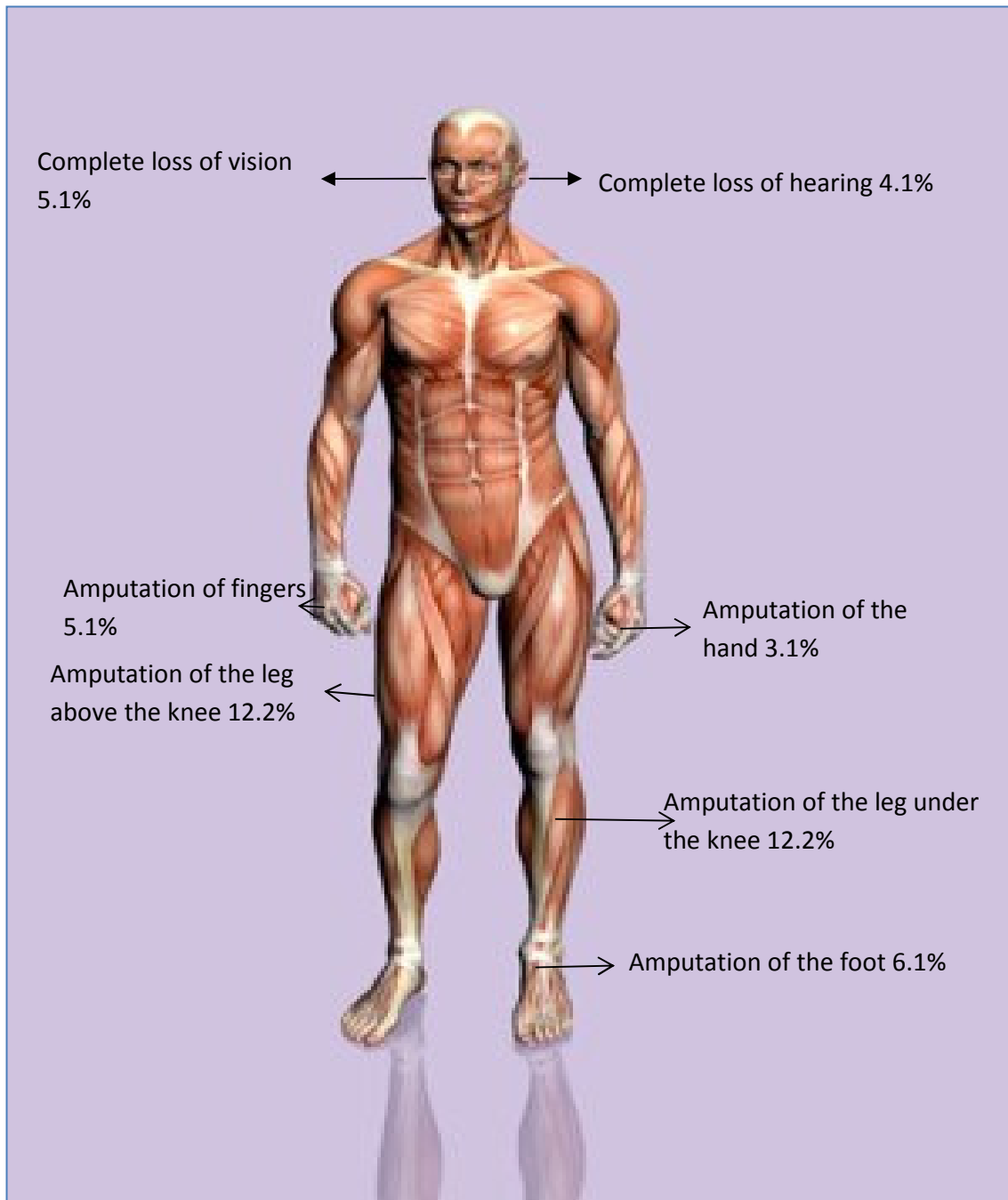
AFFECTATION PERCENTAGE OF VICTIMS BY WOUNDS



Source: Presidential Program for Comprehensive Action against Antipersonnel Mines
Total wounded victims 98

GRAPH 2

PERCENTAGE OF VICTIMS' AFFECTATION BY AMPUTATION OR LOSS



Source: Presidential Program for Comprehensive Action against Antipersonnel Mines
Total wounded victims 98