



# Mine Action Investments: an Overview

Standing Committee on Mine Clearance and  
Related Technologies

**9 May 2001**

## Outline

- 1. Analysis of the Mine Action Investment database**
- 2. Mine action investments and UN assistance programmes**
- 3. Conclusion**

1/24/2005

2

# Analysis of the Mine Action Investment Database

## History / Status

January 1999: **Canada offers assistance to UNMAS.**

November 1999: **Launching of the database.**

May 2001: **17 donors have entered data into the system.**

Australia	Austria	Belgium	Canada
Denmark	EU	Germany	Ireland
Japan	Korea (Rep. Of)	Netherlands	New Zealand
Norway	Sweden	Switzerland	UK
USA			



## Objective

To track net donor countries' contributions to mine action

- *by recipient country/region*
- *by area of activity*
- *by year*

1/24/2005

5



## Total investments

• Almost US\$ 200 million a year is now invested in mine action in 45 different countries:

- . *1999: US\$ 185 million recorded in the database*
- . *2000: US\$ 225 million (estimated investments)*

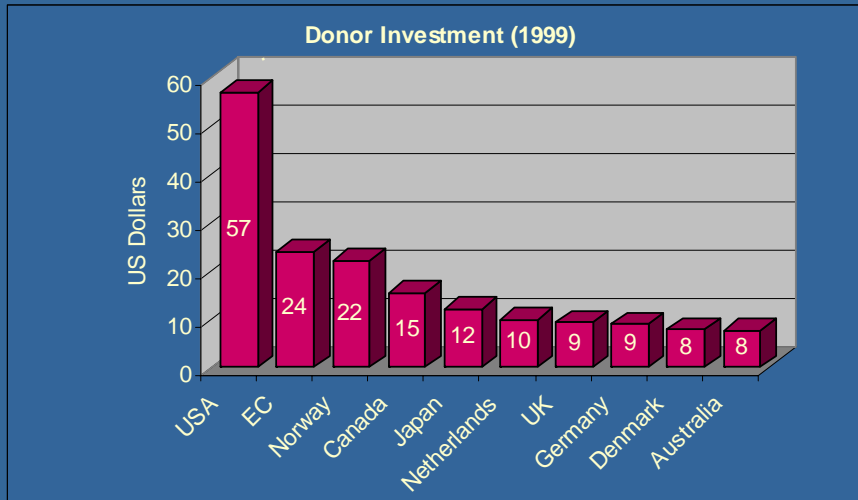
• Historical data indicates that, overall, funding for mine action has regularly increased over the past four years, and indeed continues to increase

- . *1998/1999: +26% (data provided by 11 donors)*
- . *1999/2000: +21% (data provided by 14 donors)*

1/24/2005

6

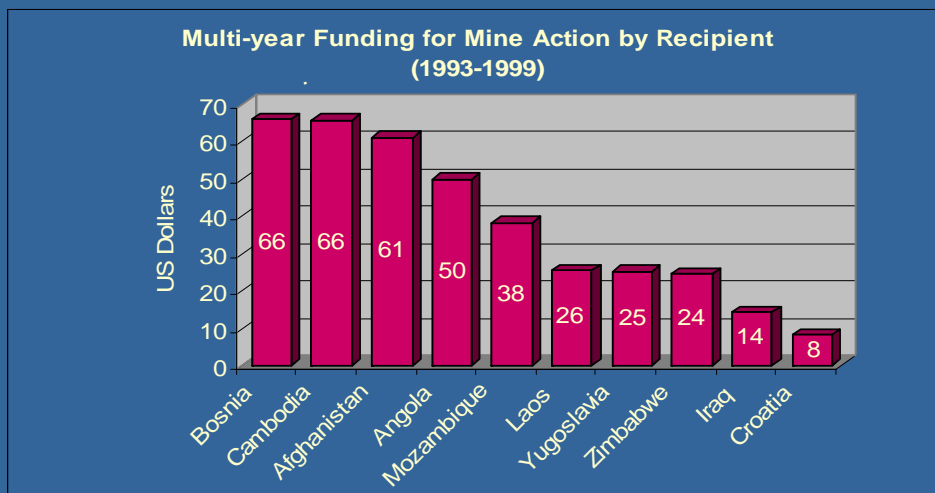
# Donors



1/24/2005

7

# Recipients



1/24/2005

8

## Donors / Recipients

- In 2000, 7 countries/regions have received two thirds of all investments

**Kosovo (FRY)**

**Bosnia & Herzegovina**

**Cambodia**

**Afghanistan**

**Angola**

**Mozambique**

**Laos**

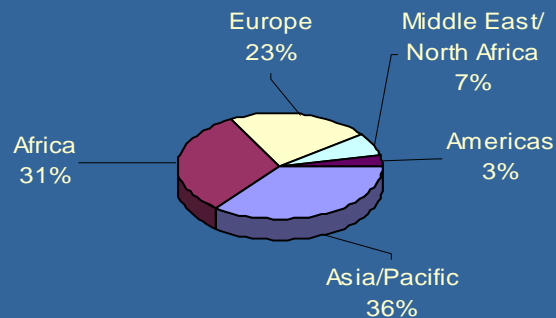
- In each of these recipients countries, more than 80% of all investments have come from core groups of no more than 4 donor countries

1/24/2005

9

## Recipients by region

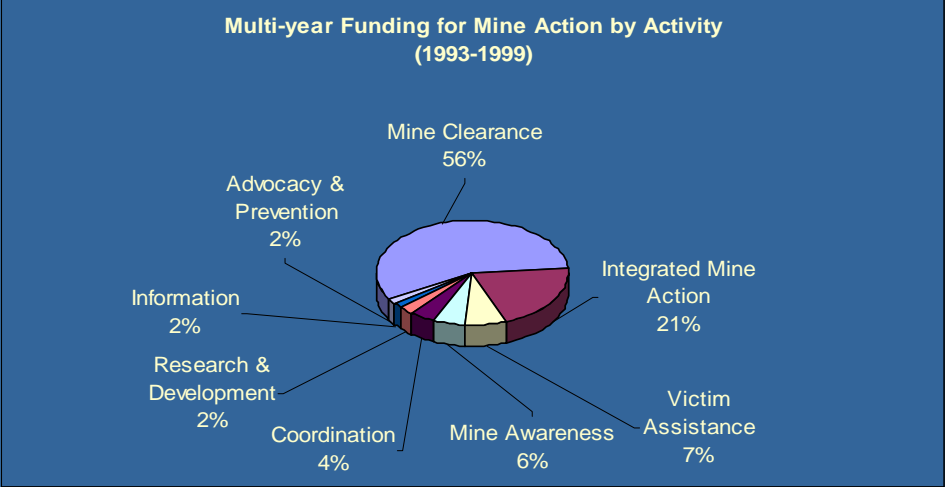
**Multi-year Funding for Mine Action by Region  
(1993-1999)**



1/24/2005

10

# Activities



1/24/2005

11

# Mine Action Investments and UN Assistance Programmes

## UN mechanisms to mobilise investments

- *Portfolio of mine-related projects*
- *Consolidated Appeal Process (CAP)*
- *Country/programme-specific appeals*
- *Round table meetings*
- *Ongoing liaison with donors, through the MASG in particular*

1/24/2005

13

## Sources of UN mine action investments

- **Voluntary financial contributions through**
  - . **The Voluntary Trust Fund for Assistance in Mine Action (UNMAS VTF)**
  - . **General and country-specific trust funds (UNDP and OCHA)**
  - . **United Nations Fund for International Partnerships (UNFIP)**
  - . **Adopt-a-minefield**
- **In-kind contributions to country programmes**
- **Assessed contributions**
- **Costs sharing arrangements and Management Service Agreements**

1/24/2005

14

## Mine action investments in UN assistance programmes

- Total mine action investments in 1999 and 2000 have amounted to approximately US\$ 200 million a year.
- Of this total, about 40% is estimated to have been channeled through the UN system
  - . *US\$11 million/yr through the VTF*
  - . *US\$60 million/yr through country-specific trust funds*
  - . *US\$10 million/yr through other UN funds.*

1/24/2005

15

## Investments vs/ Requirements

- While mine action investments have increased significantly over the past few years, the requirement for international assistance has grown even faster.
- Assistance projects in UN portfolio:
  - 15 countries/regions in 1998 (total portfolio: US\$ 133 M)*
  - 20 countries/regions in 1999 (total portfolio: US\$ 150 M)*
  - 27 countries/regions in 2000 (total portfolio: US\$ 117 M)*
  - 30 countries/regions in 2001 (total portfolio: US\$ 151 M)*

1/24/2005

16



## 2001 UN requirements

- Total UN mine action requirements in 2001 amount to about US\$ 151 million:
  - Integrated I.t. programmes: US\$ 63 million (42%)*
  - Programmes under UN auspices: US\$ 57 million (38%)*
  - Mine awareness / victim assistance: US\$ 16 million (10%)*
  - Coordination, surveys, studies: US\$ 15 million (10%)*
- Of this total, an estimated US\$ 77 million remains unfunded as of April 2001, or 51% of the estimated 2001 requirement.

1/24/2005

17

## Conclusions

### Challenges for the UN and the donor community:

- *To meet a growing demand for assistance in mine action with limited resources.*
- *To strike the right balance between operational requirements and coordination requirements.*
- *To reconcile voluntary funding and long-term planning.*
- *To reconcile accountability and management flexibility.*

1/24/2005

18