

ZIMAC UPDATE FOR ARTICLE 5 IMPLEMENTATION

BY

COL MB NCUBE CZM 'psc' 'ndc' ZW MSc IS UZ



INTRODUCTION



The National Stakeholders Dialogue on Humanitarian Demining hosted by Zimbabwe from January 24–26, 2023.






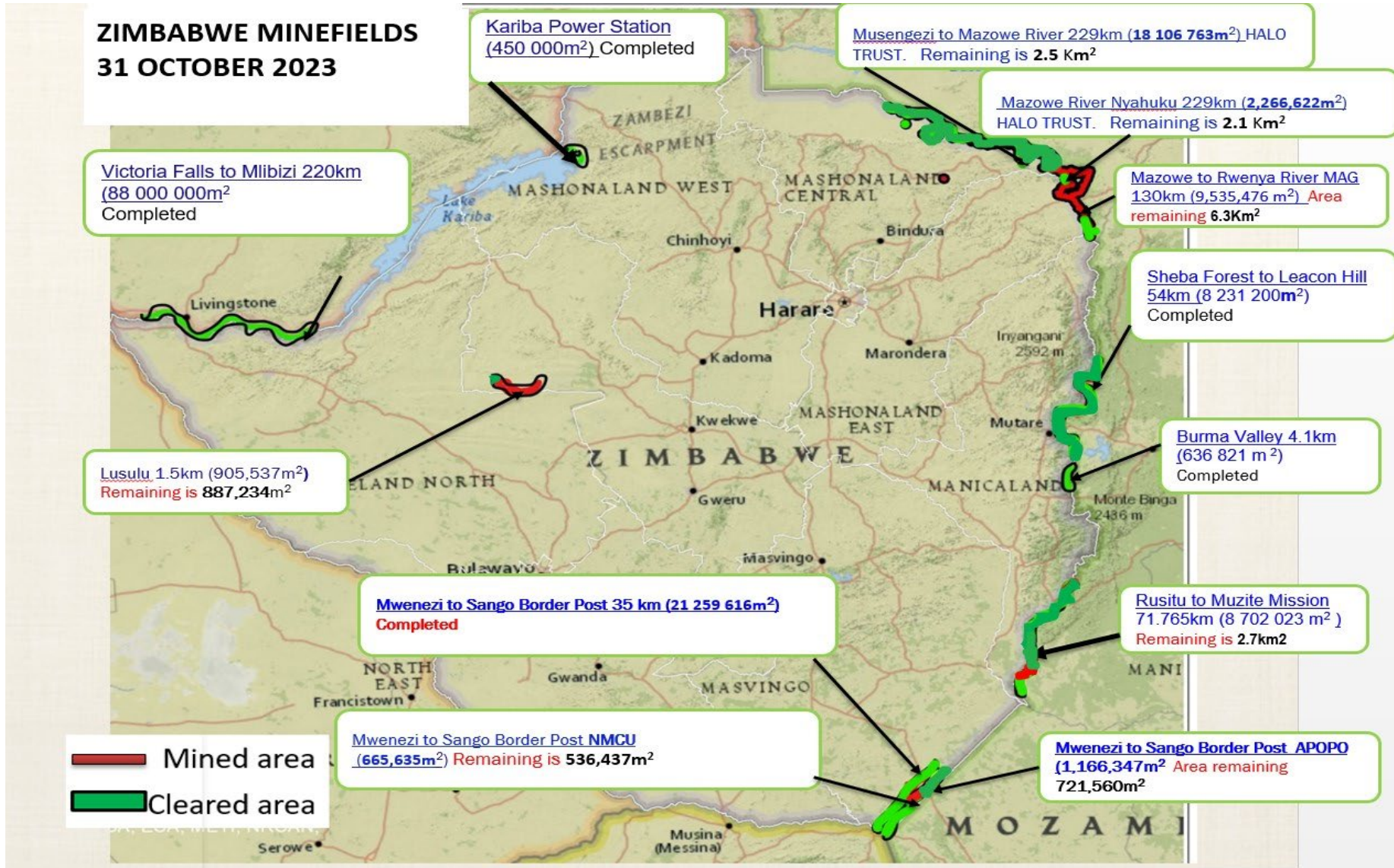
PRESENTATION OF THE REVISED NATIONAL MINE ACTION COMPLETION STRATEGY 2018–2025 AND THE REVISED COMMUNICATIONS AND RESOURCE MOBILIZATION STRATEGY 2019–2025 AFTER THE LAUNCH.



PROGRESS TO DATE



ZIMBABWE MINEFIELDS 31 OCTOBER 2023





PROGRESS TO DATE (Cont)

- ❖ As at 31 October 2023, the area cleared since independence amounts to **294,13 km²**. Translates to **94.7%** total area released.
- ❖ Remaining contamination is at **16,53 km²** translating to **5.3%** to be tackled up to December 2025.
- ❖ Our target for the 2023 demining calendar year was to release a total of **6,385,766 m²**.

MINE CLEARANCE UP TO OCTOBER 2023

MINED AREA	INITIAL CONTAMINATED AREA (m ²)	CANCELLATION DURING 2014 SVY (m ²)	ADDITION DURING 2014 SVY (m ²)	REMAINING AFTER 2014 SVY (m ²)	ADDITION DURING CL (m ²)	TOTAL AREA RELEASED (AFTER SVY) (m ²)	REMAINING AREA (m ²)	CUMULATIVE MINES	CUMULATIVE UXO
Musengezi to Mazoe HALO Trust	88,552,300	70,495,537		18,056,763	391,120	15,478,129	2,578,634	276,546	91
Mazowe to Nyahuku HALO Trust (Mash East)	0		0	2,266,622		101,788	2,164,834	5	0
Mazowe to Rwenya MAG	56,477,700	45,200,000		6,318,104	32,953	2,622,182	3,695,922	3931	12
Nyahuku to Nyamapanda NPA	0	0		3,217,372		0	3,217,372	0	0
Crooks Corner to Mwenezi NMC Sqn NMCU	7,900,000		4,470,064	12,370,064	0	12,370,064	0	20,726	
Border Post Sector 3 NMCU	10,000,000		11259616	21,259,616	0	21,259,616	0	8872	0
Mwenezi to Sango Border Post Sector 4 APOPO	5,000,000		2,196,038	6,530,403		5,808,843	721,560	5693	3
Mwenezi to Sango Border Post Sector NMCU	0	0	0	665,635		129,198	536,437	1169	
Rusitu to Muzite Mission NPA	30,000,000	21,297,977		8,702,023		5,982,958	2,719,065	1921	
Sheba Forest to Leacon Hill NPA	20,000,000	11,768,800		8,231,200	1176187	8,231,200	0	27,078	5
Burma Valley NPA	1,320,000	683,179		636,821		636,821	0	272	
Lusulu NMCU Sqn	2,800,000	2,744,000		56,000	849537	1,050	887,234	19	
Vic Fall to Mlibizi NMC Sqn NMCU	88,000,000			88,000,000		88,000,000	0	26,069	
Kariba Power station Minefiled NMCU	600,000					450000	0	0	
TOTAL	310,650,000	152,189,493	17,925,718	176,310,623	1,381,911	159,789,565	16,521,058	372,301	111



CLEARANCE METHODS, TOOLS AND EQUIPMENT



❖ Zimbabwe continue to use the clearance toolbox indicated below:

MDD




MECHANICAL



SIZER



CLEARANCE METHODS, TOOLS AND EQUIPMENT (Cont)



❖ Incorporation of new technological equipment.

Micro Excavator



GPZ 7000 Detector



Figure 3. Above and below; QA and Training Manager Lazarus sweeps MMD boxes on HT-686



Explosive Ordnance Risk Education (EORE)



❖ NMCU MUSICAL GALA





FACTORS THAT AFFECTED SMOOTH FLOW OF OPERATION




- ❖ Capacity reduction.
- ❖ At some stage around June to August, the programme painted a gloomy picture. As at now the future looks bright.
- ❖ Equipment challenges by NMCU.



LOOK FORWARD



- ❖ The 2024 – 2025 demining calendars look bright.
- ❖ Some operators have secured funding up to 2025.
- ❖ ZIMAC will continue to support APOPO's efforts to secure funding.
- ❖ The NMCU is assured of funding and re-equipping up to the end and beyond to deal with any residual risk contamination.
- ❖ The Government has placed demining as of high importance and high priority.



CONCLUSION



Norwegian People's Aid



QUESTION AND ANSWER